


Voter Turnout – 2008 Federal Election: Halton Riding



Voting in a government election is an indication of citizens' interest and engagement in our political process. Canadians are more engaged in federal elections than provincial/territorial and municipal elections.

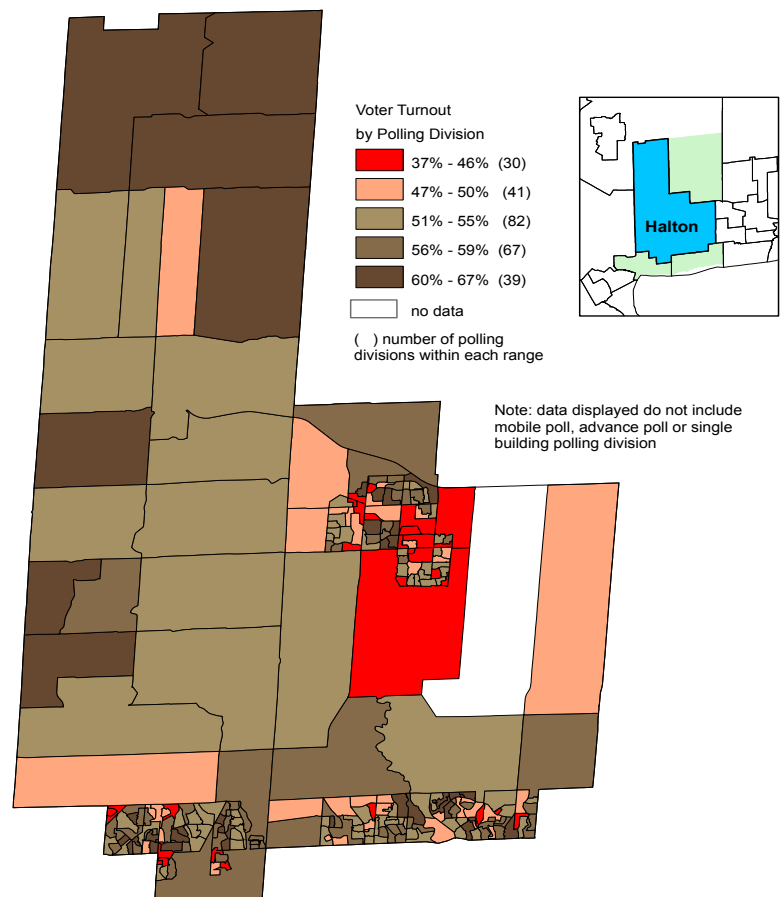
The last federal election was held on October 14, 2008. The national voter turnout rate was 58.8% compared to 64.7% of the previous election held on January 23, 2006.

As reported in Community Lens 15-18, there are four Federal Electoral Districts¹ (FEDs) in Halton Region. The decrease in voter turnout is also evident in the four FEDs.

Halton Federal Electoral District (FED)

The Halton FED includes not only the Town of Milton but also portions of the City of Burlington and the Town of Oakville. The voter turnout rate was about 60%. It is about ten percentage points lower than that of the 2006 election. About 27% of the Polling Divisions (PDs) recorded voter turnout rate of 50% or less. Many of these PDs are located in the Town of Milton.

Voter Turnout, 2008 Federal Election Halton FED



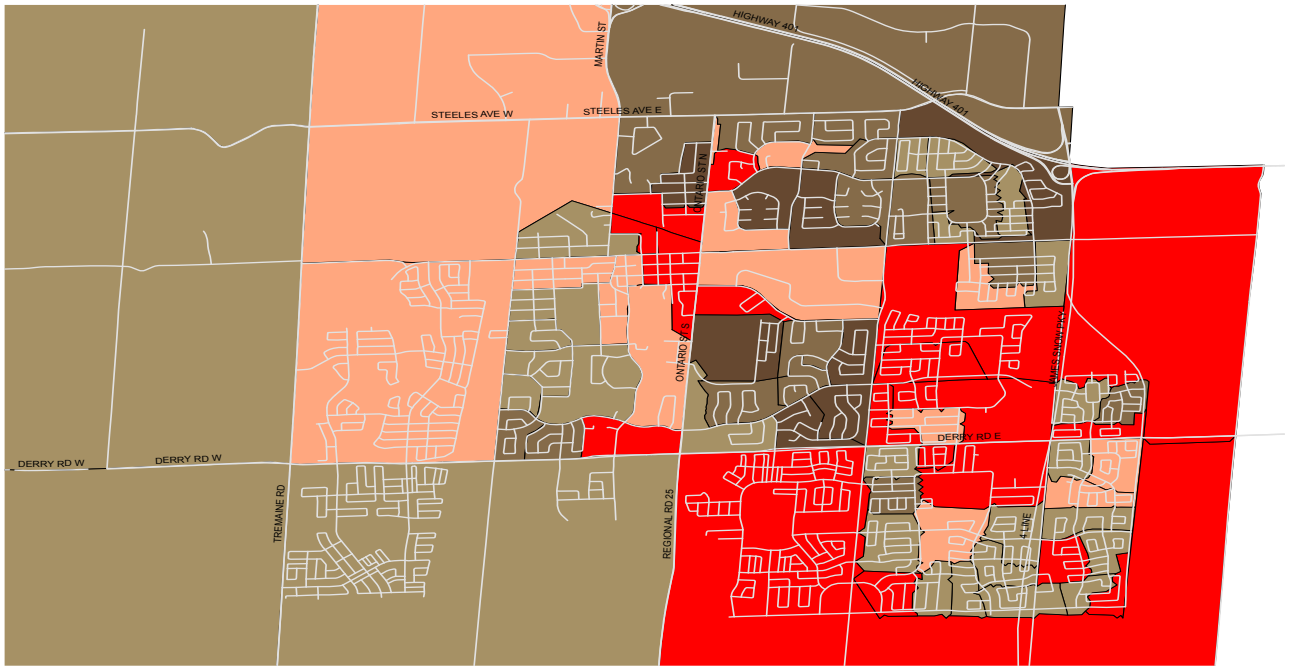
Source: Elections Canada

© 2011 Community Development Halton, all rights reserved

¹ There is an average of 200 Polling Divisions (PD) in each FED. Each PD has an average of 375 electors.

Milton & North Burlington/Oakville Voter Turnout

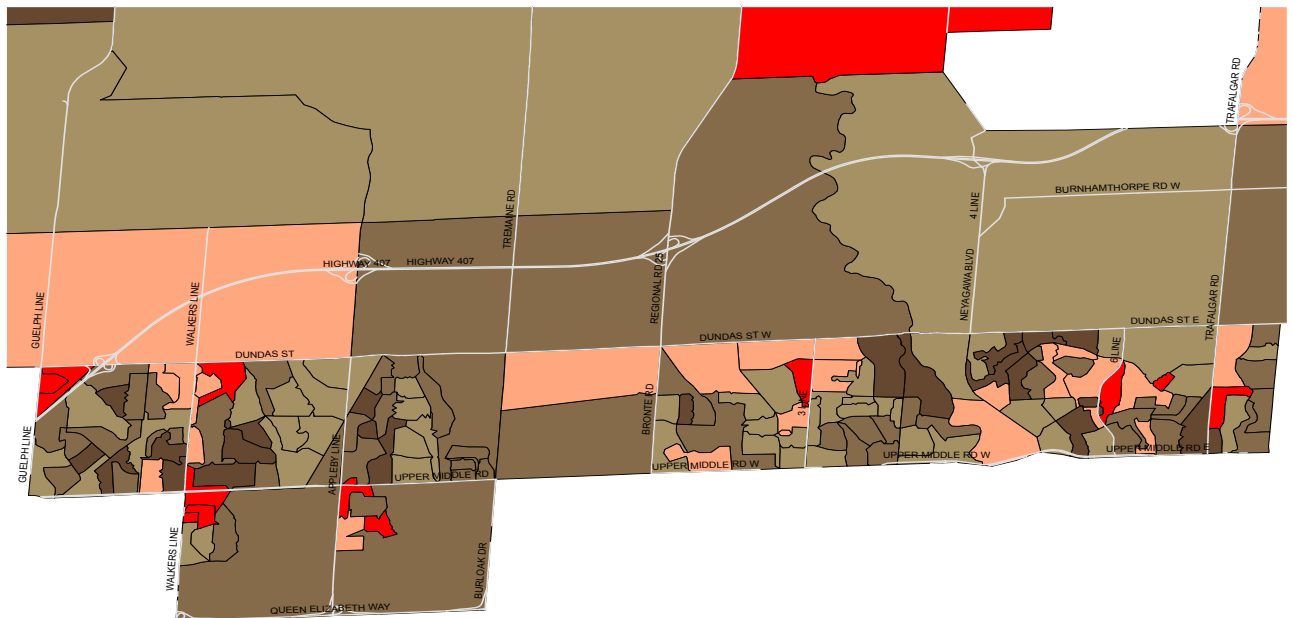
Voter Turnout, 2008 Federal Election Town of Milton



Source: Elections Canada

© 2011 Community Development Halton, all rights reserved

Voter Turnout, 2008 Federal Election Northern Oakville and Burlington



Source: Elections Canada

© 2011 Community Development Halton, all rights reserved



Community Development Halton
860 Harrington Court
Burlington, ON L7N 3N4
905-632-1975

www.cdhalton.ca