

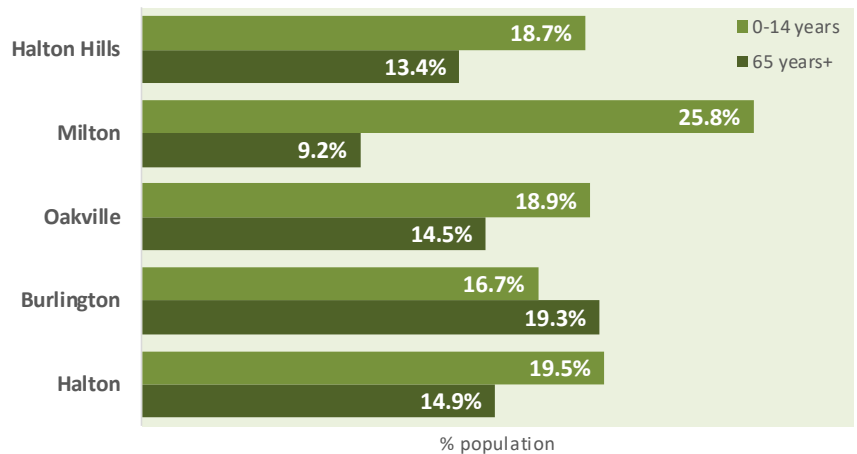
How Old Are We in Halton?

The 2016 Census continues to show the rapid aging of the Canadian population. Between 2011 and 2016, the senior population has grown by more than 20% compared to an 5% increase for the total population. For the first time, seniors (5.9 million) outnumber children 14 years or age and younger (5.8 million). This is evident of the aging of the baby boomers, increasing life expectancy and continuing low fertility rate.

In comparison with the national picture, Halton has a slightly younger population. Halton's average age stands at 39.4 years

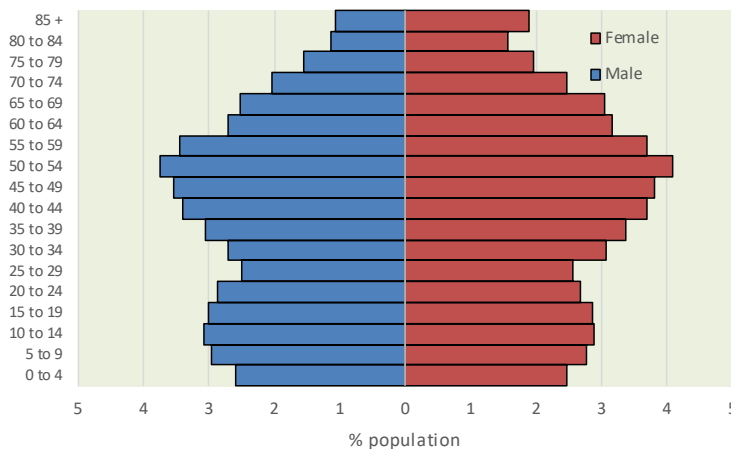
compared to the provincial average of 41.9 years and national average of 41 years. However, with a 19% increase of its senior population, Burlington's average age has reached 42.3 years and has become one of the oldest municipalities in the Greater Toronto and Hamilton Area (GTHA)¹. At the same time, Milton records the lowest average age of 34.3 years. Over one quarter (25.8%) of its population are children (0-14 years) and less than 10% are seniors.

Proportion of children (0-14 yrs) and seniors (65 yrs+), Halton Region, 2016



Source: Statistics Canada, 2016 Census of Population

City of Burlington, 2016



Source: Statistics Canada, 2016 Census of Population

Population pyramids are useful to compare the age structure of the population between communities. A pyramid with a wide base and narrow top indicates a young and possibly growing population. On the other hand, an inverted pyramid, with a narrow base and wide top, points to an aging and potentially shrinking population.

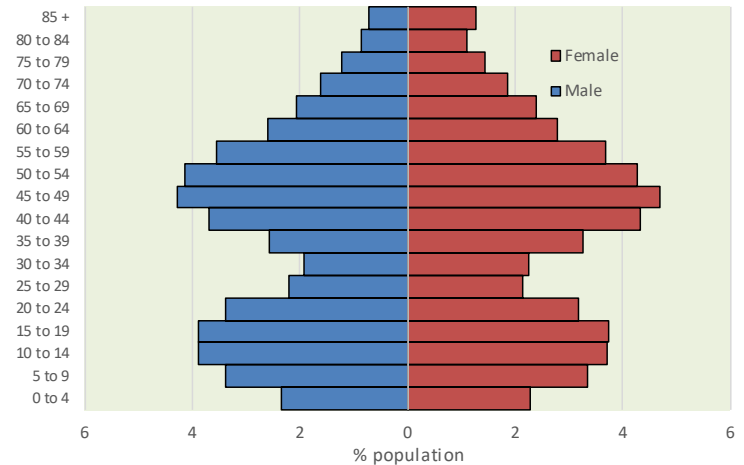
Community Lens is prepared by Community Development Halton to disseminate and interpret important community data as it becomes available. For more information please contact us at data@cdhalton.ca or 905-632-1975

¹ includes Durham, York, Toronto, Peel, Halton and Hamilton

Shown are the population pyramids of the four communities in Halton. Burlington's pyramid has a narrower base than its upper half which will continue to widen as the baby boomers age.

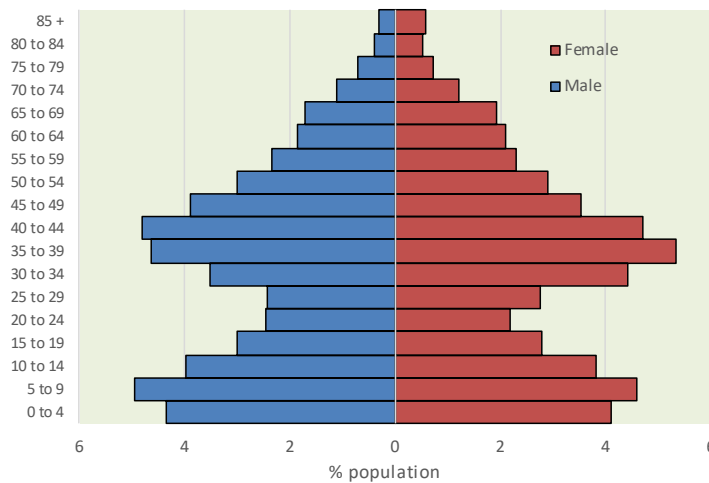
Milton's pyramid has the widest base because of its large youth population. It also has a wide middle section representing those between 35 and 44 years of age. Oakville and Halton Hills share a very similar shape of the pyramid.

Town of Oakville, 2016



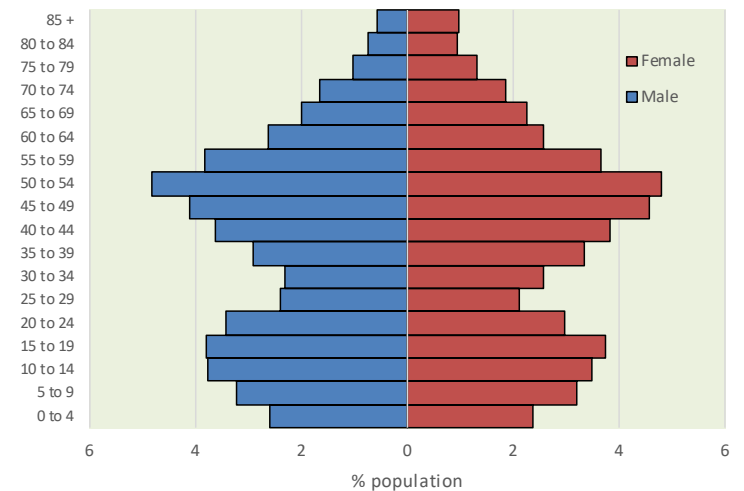
Source: Statistics Canada, 2016 Census of Population

Town of Milton, 2016



Source: Statistics Canada, 2016 Census of Population

Town of Halton Hills, 2016



Source: Statistics Canada, 2016 Census of Population

United Way Funded Agency



Community Development Halton would like to acknowledge the ongoing financial support of the Regional Municipality of Halton.



Community Development Halton
 3350 South Service Road
 Burlington, ON L7N 3M6
 905-632-1975

www.cdhalton.ca