

## Voter Turnout – Wellington-Halton Hills Federal Electoral District (FED)



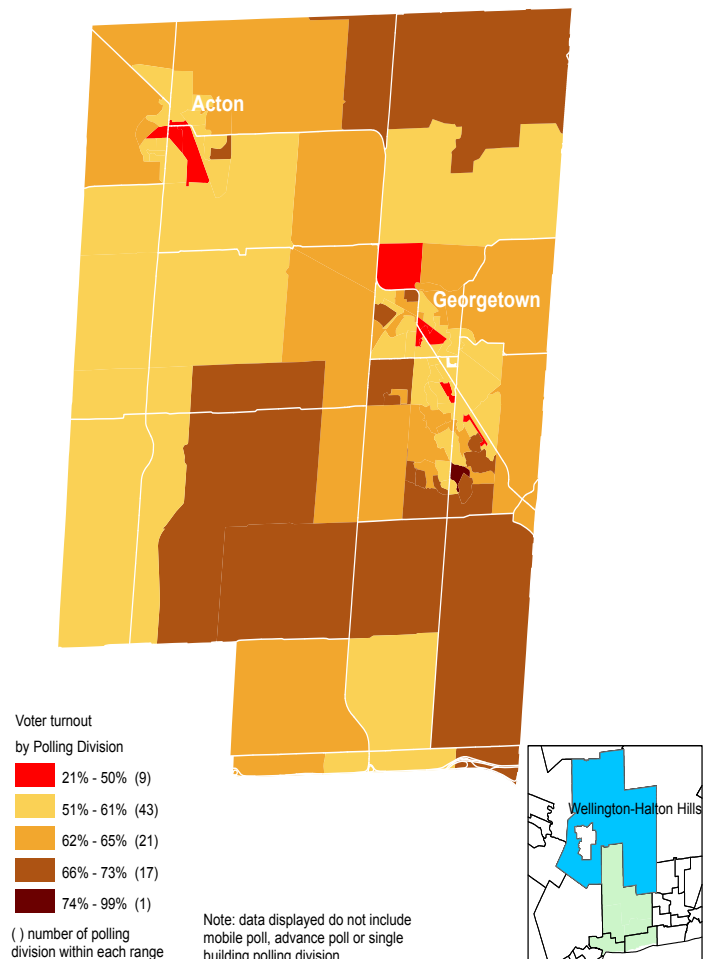
Voting in a government election is an indication of citizens' interest and engagement in the political process. It also serves as a vehicle for citizens to voice their opinions on government policies and positions. In general, as indicated by voter turnout rates, Canadians are more engaged in federal elections than provincial/territorial and municipal elections.

Prior to the 2004 federal election, voters in the Halton Region were divided among four Federal Electoral Districts (FEDs), namely, Burlington, Halton, Oakville and Ancaster–Dundas–Flamborough–Aldershot. Following the Representation Order of 2003, not only have the boundaries of the FEDs changed, but part of the northern portion of the region became part of a new FED (Wellington-Halton Hills).

In the last federal election, held on January 23, 2006, over 70% of all eligible voters in the Halton Region cast their ballots. This was higher than the provincial average of 66.6%. The voter turnout was slightly higher in the urban FEDs than in those in the rural portion of the region.

The Town of Halton Hills is part of the Wellington-Halton Hills FED. This *Community Lens* will focus on the Halton Hills portion of this FED.

### Voter Turnout 2006 Federal Election Wellington-Halton Hills FED (part of)



Source: Elections Canada

© 2008, Community Development Halton, all rights reserved

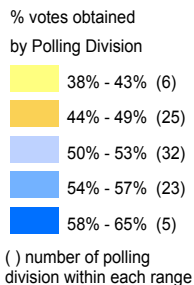
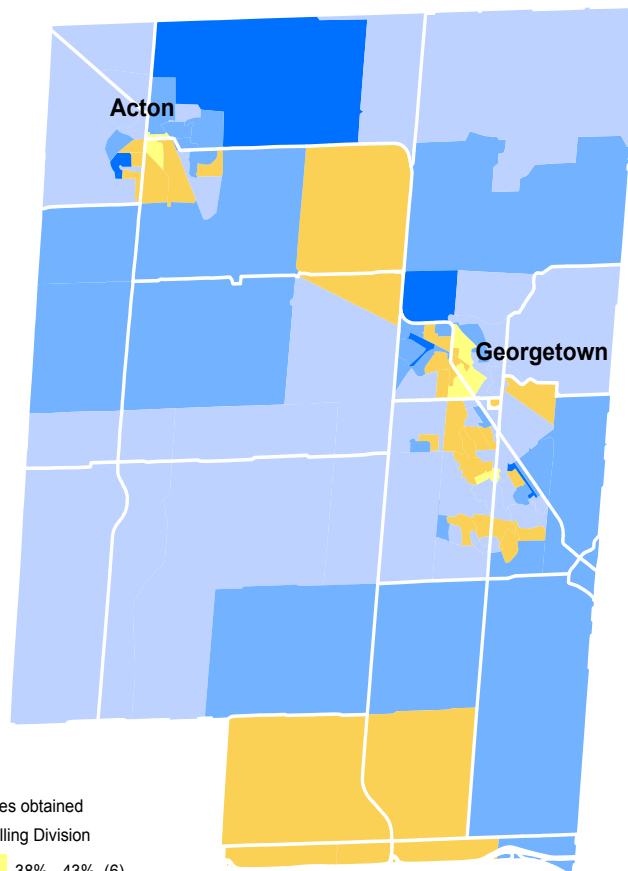
*Community Lens is prepared by Community Development Halton to disseminate and interpret important community data as it becomes available. For more information please contact us at [data@cdhalton.ca](mailto:data@cdhalton.ca) or 905-632-1975*

# Voter Turnout

The voter turnout rate for the Town of Halton Hills was about 68%; however, as shown on the first map, there were significant variations at the polling division level. A polling division has an average of 375 electors. A total of nine polling divisions (shaded in red) had a turnout rate of 50% or below; i.e., only half or fewer of eligible voters cast their ballots in those polling divisions. Most of the polling divisions with low turnout were located in Acton and Georgetown. A polling division located in the northern part of Georgetown had the lowest

voter turnout at 21% - only one in five electors voted. One polling division had the highest turnout rate of 73%.

## Proportion of Votes Obtained by the Elected Candidate Wellington-Halton Hills FED (part of)



Note: data displayed do not include mobile poll, advance poll or single building polling division

For the Wellington-Halton Hills FED, the candidate from the Conservative Party was elected. The elected candidate obtained over 27,900 votes representing 50% of the ballots cast. Within the Town of Halton Hills, there were 60 polling divisions (in different shades of blue on the map to the left) in which 50% or more of ballots cast were for that candidate.

Source: Elections Canada

© 2008, Community Development Halton, all rights reserved