


Labour Force by Industries

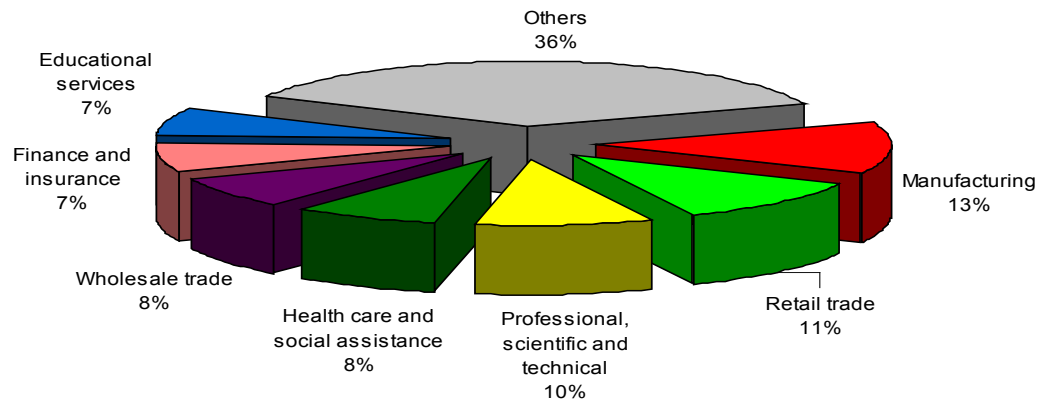


Between 2001 and 2006, the labour force of Halton grew from 211,000 to 247,000. The labour force, which is defined as persons who were either employed or unemployed and looking for work during the week prior to Census Day (May 16, 2006), increased at a rate of 17%, which kept pace with the population growth.

'Industry' reflects the general nature of the business carried out in the establishment where a person works. Over one in ten (13%) of the labour force worked in the region's top industry – manufacturing, which employed over 30,000 people. The retail trade and the professional, scientific and technical industries accounted for another 11% and 10% of the total labour force respectively. The proportions of labour force in each of the three major industry groups (wholesale trade, finance and insurance, and professional, scientific and technical) are above the provincial averages. The two major industries with a proportion of labour force below the provincial averages are manufacturing (13% versus Ontario's 14%), and health care and social assistance (8% versus Ontario's 9.5%).

The decline in manufacturing employment at the national and provincial level between 2001 and 2006 is also evident in the region. Although the manufacturing industry lost about only 500 persons in the labour force, it is one of the two major industries experienced negative growth in the region.

**Proportion of labour force by major industry groups
Region of Halton, 2006**

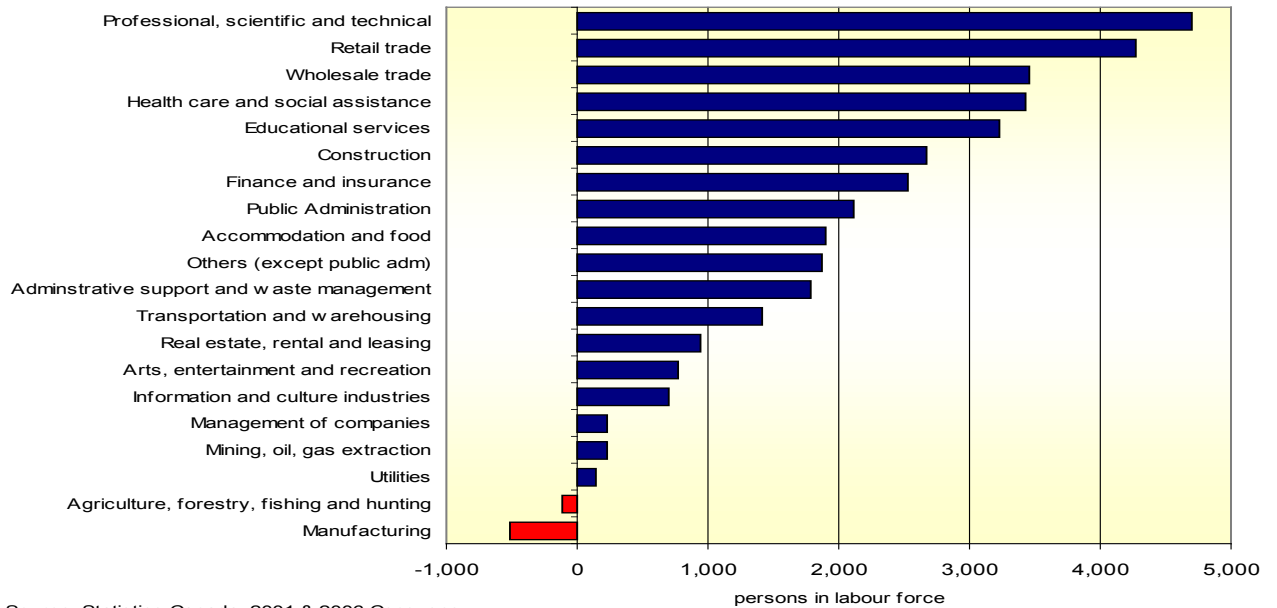


Source: Statistics Canada, 2006 Census

The major growth industries are the professional, scientific and technical, retail and wholesale trade, health care and social assistance, and educational services. Together, they represented over half (53%) of the regional growth in the labour force.

Industry Composition

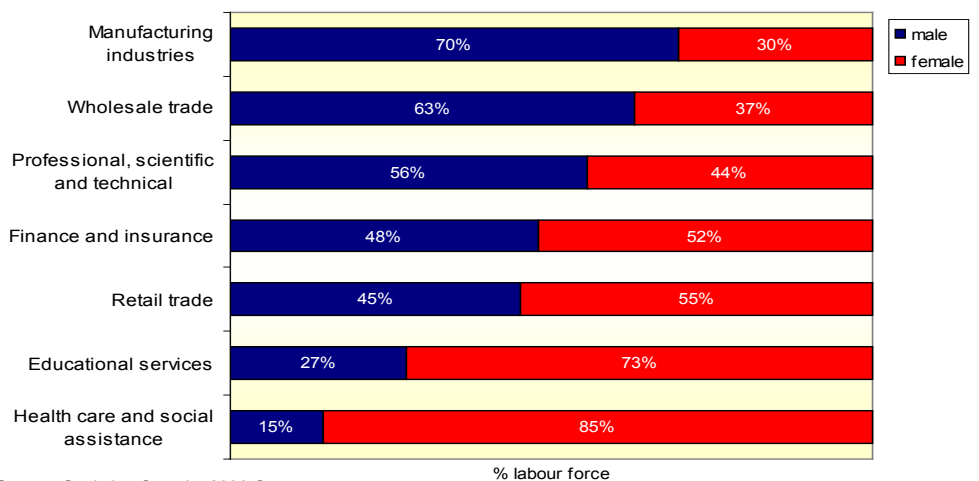
Change in labour force by industry groups (2001-2006), Region of Halton



Source: Statistics Canada, 2001 & 2006 Censuses

There are significant differences in labour force participation by gender among the industries. The highest concentration of the male labour force is in manufacturing which accounts for 17% of the region's total male labour force. On the other hand, 14% of the region's female labour force worked in the health care and social assistance industry. Over half of the labour force in the manufacturing (70%), wholesale trade (63%) and professional, scientific and technical (56%) industries are male workers. The industries that are dominated by the female labour force are: health care and social assistance (85%), educational services (73%), retail trade (55%) and finance and insurance (52%).

**Labour force by industries and by gender
Region of Halton, 2006**



Source: Statistics Canada, 2006 Census