

Voter Turnout – Town of Oakville 2006 Municipal Election



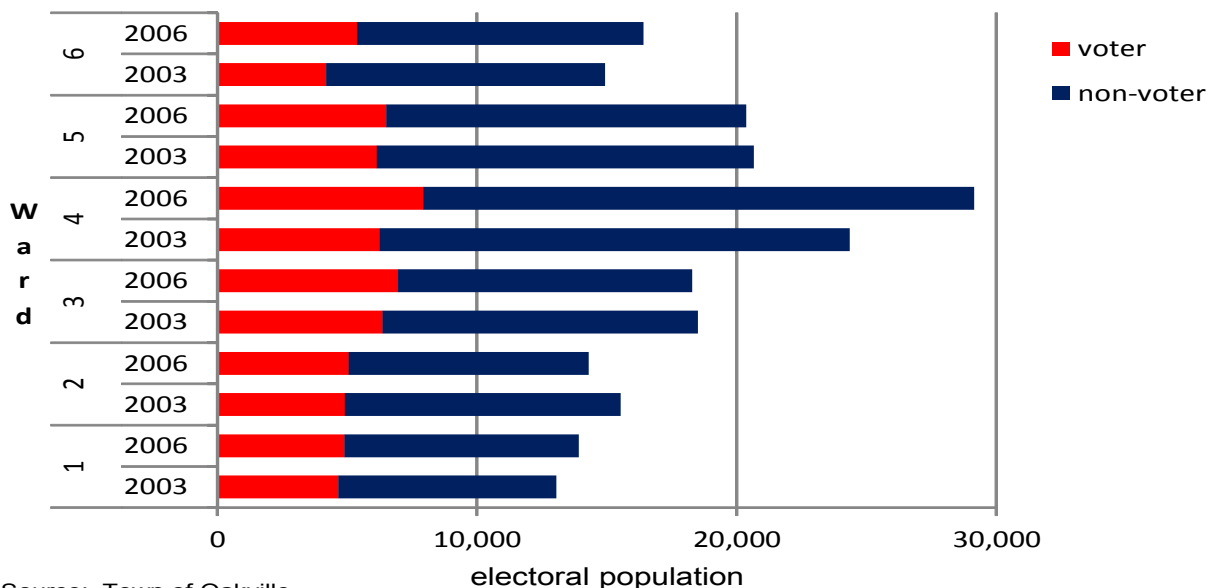
Canadians are more engaged in federal elections than provincial/territorial or municipal elections as indicated by the voter turnout rates. However, voter turnout rate in government elections has been declining in the past few decades.

For the Town of Oakville, the voter turnout rate for the last federal election (2006) was 72%, the last provincial election (2007) was 58.3% and the last municipal election (2006) was 35.2%.

However, in the last three municipal elections (2000, 2003 and 2006), Oakville’s voter turnout rate showed a steady increase from 27% to 35%. In fact, between 2003 and 2006, the number of voters increased by 22% while the electoral population increased by 5%.

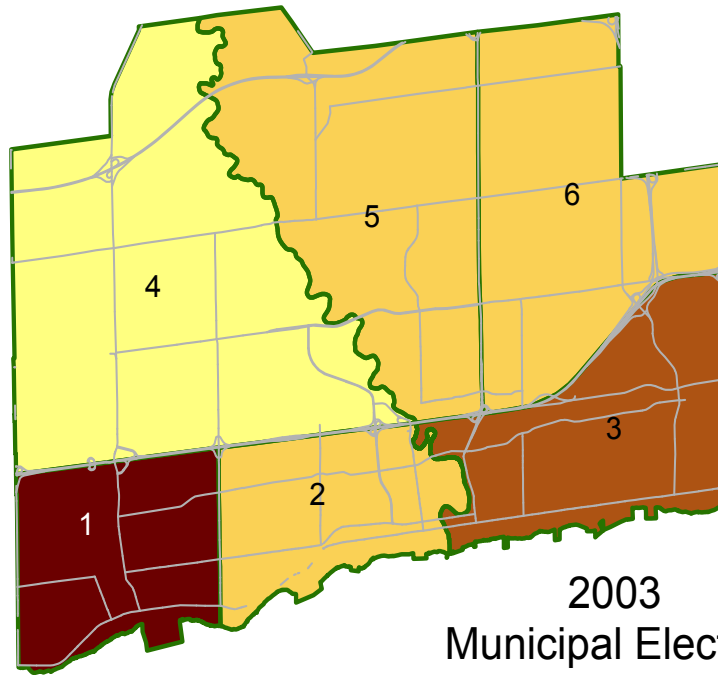
Although Wards 2, 3 and 5 experienced a decrease in electoral population, all wards showed an increase in voters between 2003 and 2006. Also, with the exception of Ward 1, all wards experienced an increase in voter turnout rate. In Ward 1, the voter turnout rate dropped slightly from 36% to 35% despite a 5% increase in the number of voters. On the other hand, Ward 6 experienced the greatest increase from 28% to 33%. Although its electoral population grew by 10%, the number of voter increased by 28%.

Voter and non-voter by ward, Town of Oakville

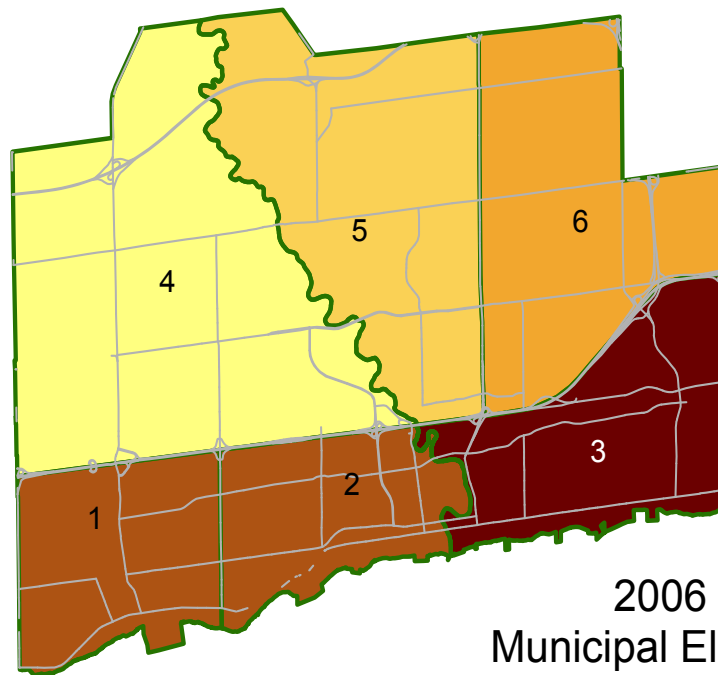
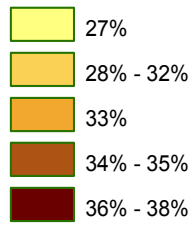


Source: Town of Oakville

Voter Turnout by Ward, Town of Oakville



Voter turnout %
by ward



Source: Town of Oakville

© 2010 Community Development Halton, all rights reserved



A United Way Agency



Community Development Halton
860 Harrington Court
Burlington, ON L7N 3N4
905-632-1975

www.cdhalton.ca