

Senior Population

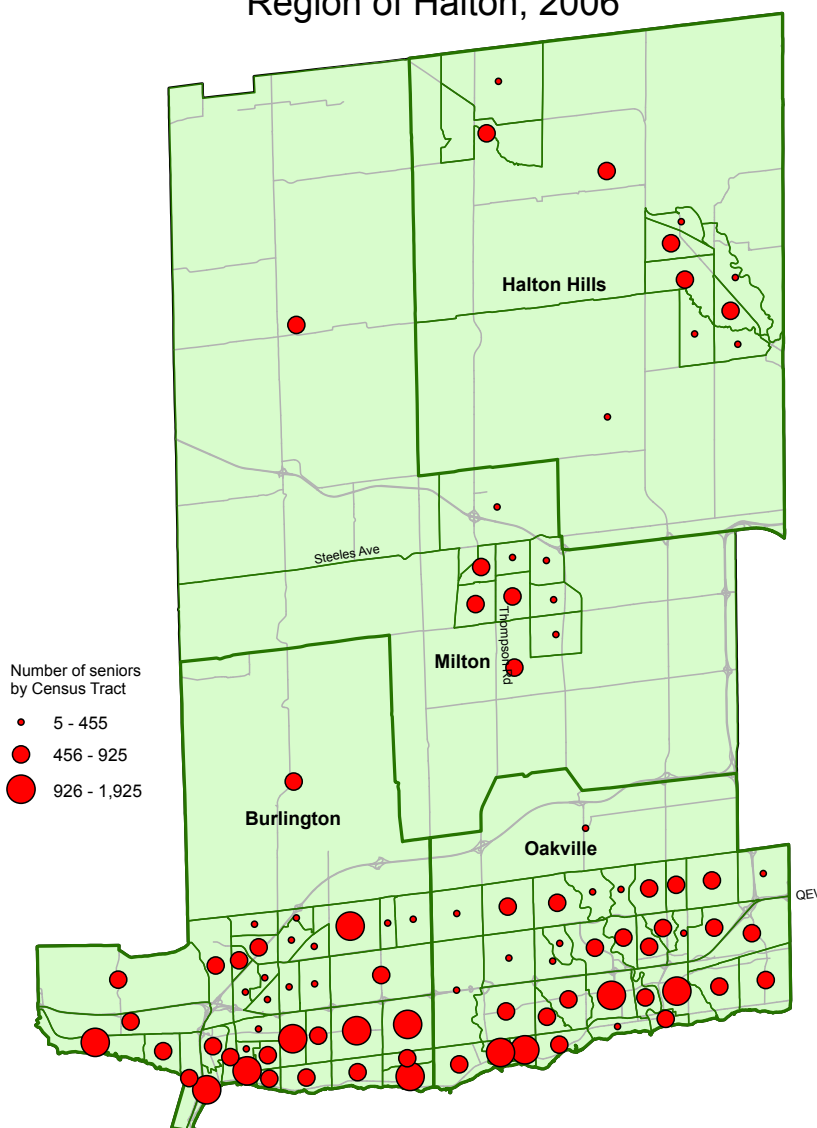
In 1996, there were about 37,000 seniors living in Halton representing about 11% of the total population. Within a period of 10 years, the number of seniors has increased by 49% to about 55,000. One in eight residents is a senior. Given that baby boomers are starting to reach age 65, it is expected that the proportion and number of seniors will continue to increase.

The location of seniors is not proportional among the four municipalities. For example, the City of Burlington which has 37% of the region's population, has 46% of the total senior population in Halton. On the other hand, the Town of Milton, with 12% of the region's population, has only 8% of Halton's seniors.

The map shows the geographic distribution of the senior population within each municipality by census tract. A census tract as established by Statistics Canada is a relatively permanent area with a population range of 2,500 to 8,000 and the greatest possible social and economic homogeneity.

In both Oakville and Burlington, the majority of the senior population resides in census tracts located south of the Queen Elizabeth Way (QEW). In the Town of Milton, most of its senior population is located south of Steeles Ave and west of Thompson Road.

Senior Population
Region of Halton, 2006




Source: Statistics Canada, 2006 Census, DMTI Spatial

© 2008 Community Development Halton, all rights reserved.

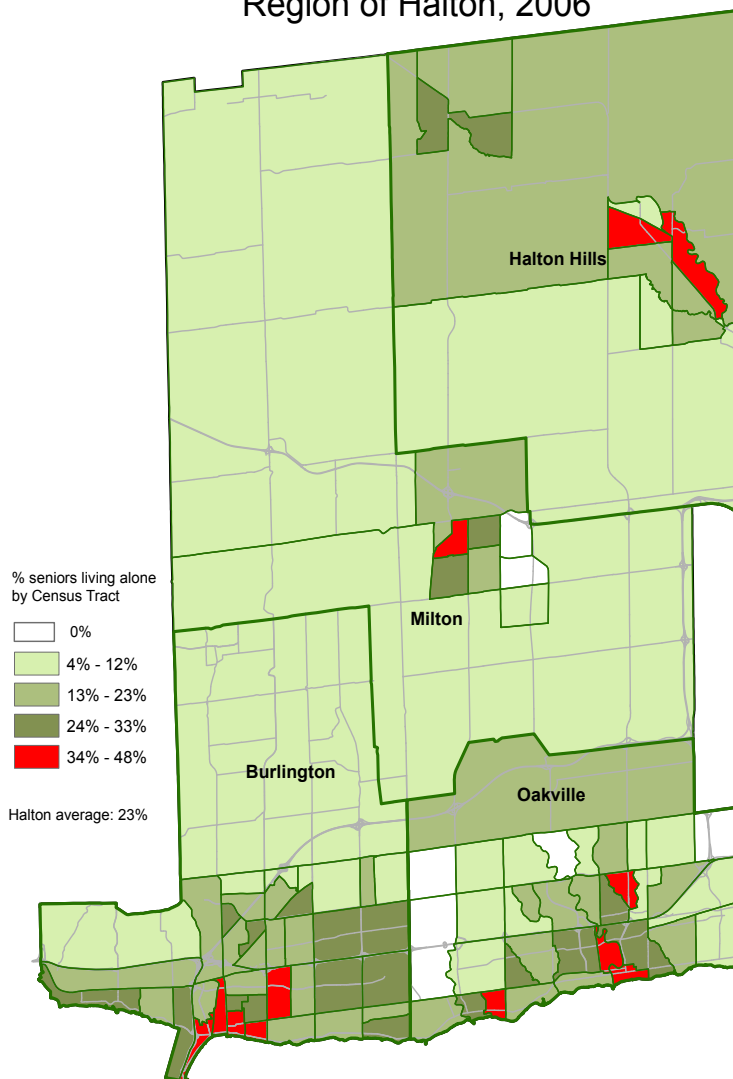
Community Lens is prepared by Community Development Halton to disseminate and interpret important community data as it becomes available. For more information please contact us at data@cdhalton.ca, or 905-632-1975

Senior Living Arrangement

Over two-thirds (70%) of seniors live with their spouses or common-law partners. However, there are differences in this living arrangement between female and male seniors. Slightly more than half (57%) of female seniors live with a spouse or partner as compared to 85% of male seniors. For those aged 85 and over, the proportions are 28% for female seniors and 70% for male seniors. This difference may be attributed to factors such as the lower life expectancy for males.



Seniors Living Alone
Region of Halton, 2006



Source: Statistics Canada, 2006 Census, DMTI Spatial

© 2008 Community Development Halton, all rights reserved.



Over 11,000 seniors live alone in Halton, representing about 23% of the total senior population. This proportion has not changed significantly since 1991. The map shows the proportion of seniors living alone by census tract. Although there are many areas which are at or below the regional average, there are areas with high proportions (shaded in red) of seniors living alone. These areas can be found in Burlington, Oakville, Milton and Georgetown. Some areas have close to half of their seniors living alone. The areas (shaded in white) with no seniors living alone also are areas with a low number of seniors.



A United Way Agency



Community Development Halton
860 Harrington Court
Burlington, ON L7N 3N4
905-632-1975

www.cdhalton.ca