

Aging Population



The Canadian population is not only growing in size but also in age. Between 2006 and 2011, the population has increased by 5.9%. At the same time, the median age¹ of Canadians rose from 39.5 years to 40.6 years. As a nation, we are getting older.

Among the six Census Divisions² (Toronto, Durham, York, Peel, Halton and Hamilton) in the Greater Toronto and Hamilton Area (GTHA), Halton Region has the second lowest increase of median age from 38.4 years to 39.3 years. The City of Toronto has the lowest increase of 0.8 years (from 38.4 to 39.2 years).

In Halton, with the exception of the Town of Milton, all three local municipalities experienced an increase in their median ages. The Town of Halton Hills has the greatest increase of 2 years, from 37.9 to 39.9 years. The City of Burlington grew by 1.5 years to 41.8 years and the Town of Oakville from 38.4 to 40.2 years.

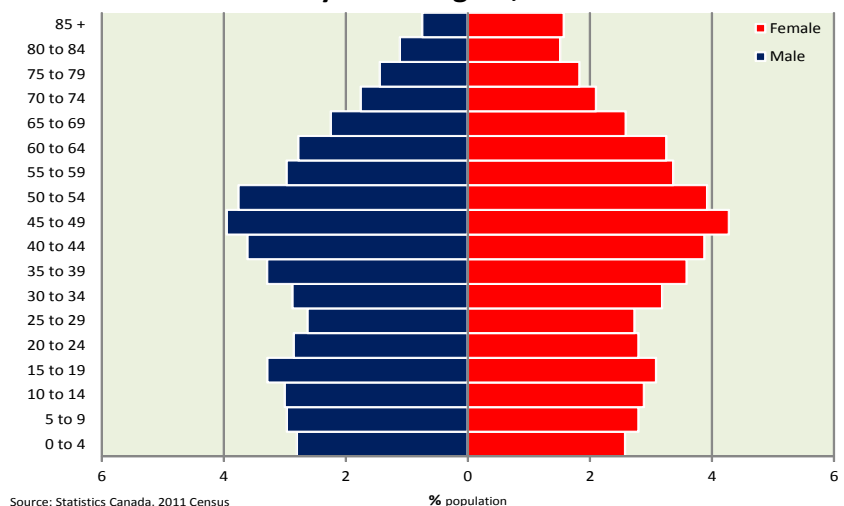
The median age for the Town of Milton actually dropped from 34.4 years to 34.1 years making it the youngest municipality in the GTHA. This also contributes to region's overall small increase in median age.

Age or population pyramids are useful to compare the age structure of the population between communities. An age pyramid with a wide base and narrow top indicates a young and possibly growing population. On the other hand, an inverted pyramid, with a narrow base and a wide top, points to an aging and potentially shrinking population.

City of Burlington

The age pyramid has a narrower base than its upper half, indicating a small young population. The "below 30" age groups represent about 34% of total population. The largest single age group is between 45 to 49. It accounts for over 8% of the total population. One in six (17%) of its residents is a senior. About 30% of the seniors are over the age of 80. Over 60% of those aged over 80 are females.

City of Burlington, 2011

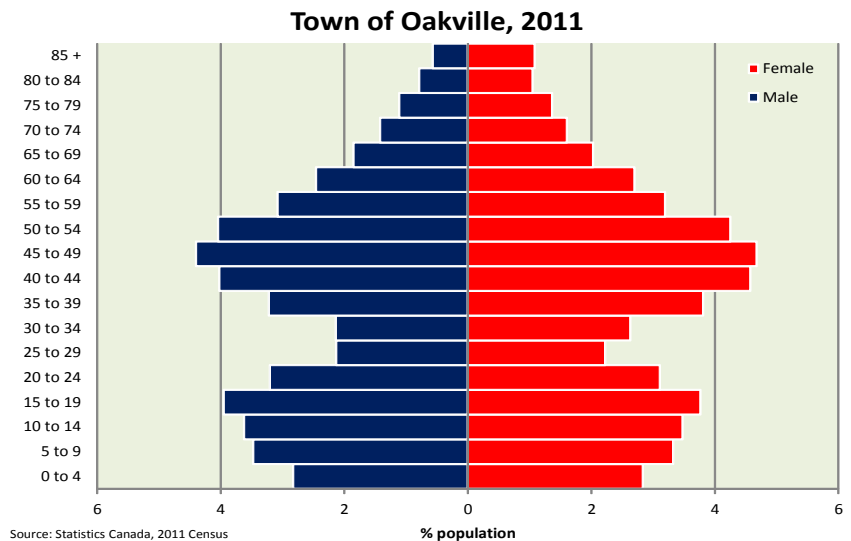


1. The median age divides the population into two groups of equal size. One group is above and the other group is below the median age.

2. A Census Division (CD) is defined by Statistics Canada as the general term for counties or regional municipalities such as Peel, Hamilton or Halton. Census Divisions are intermediate geographic areas between the province level and the municipality.

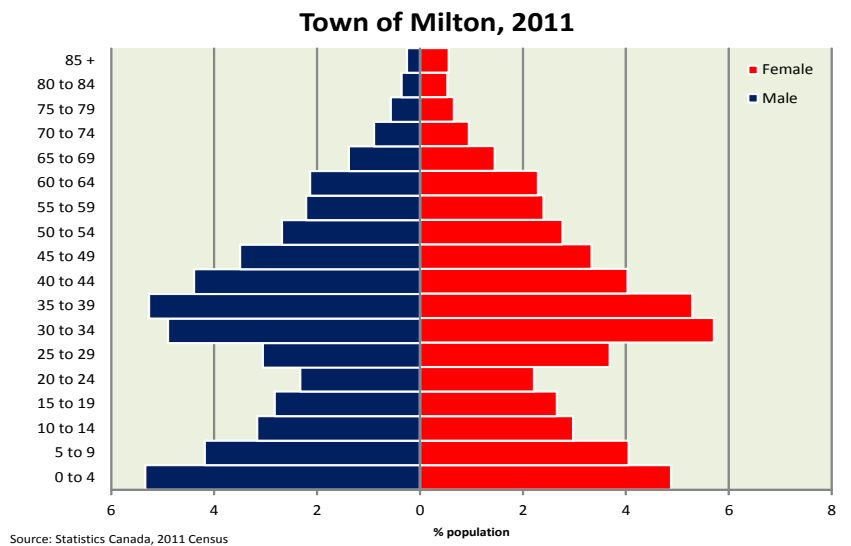
Town of Oakville

Oakville's age pyramid has a wider base than Burlington. The "below 30" age groups represent over 38% of total population. In fact, almost 90% of the "below 30" group is younger than 25. The 45 to 49 age group is also the largest single age group. It represents about 9% of the overall population. About 13% of the population is seniors.



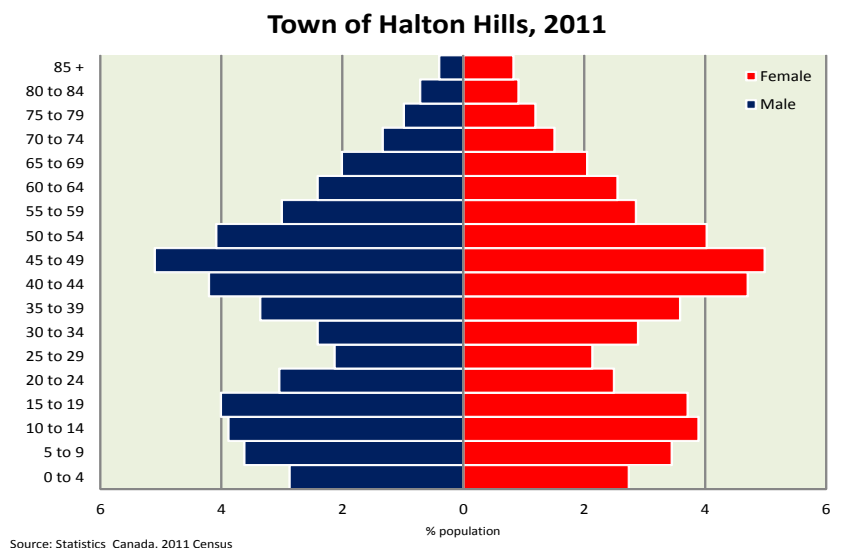
Town of Milton

Milton's age pyramid has the widest base. It has a large youth population. Almost one in four (24.5%) residents is under the age of 14. The age group of children under age 4 accounts for 10% of the total population. The largest single group is between 35 and 39. Unlike the other three municipalities, Milton has a relative small senior population. It represents less than 8% of the population.



Town of Halton Hills

Halton Hills' age pyramid shares a few similarities with that of Oakville. The "below 30" age groups represent about 38% of the population. The 45 to 49 age group is the largest single age group representing about 10% of the population. About 12% of the population is seniors.



Community Development Halton would like to acknowledge the ongoing financial support of the Regional Municipality of Halton.



Community Development Halton
860 Harrington Court
Burlington, ON L7N 3N4
905-632-1975

www.cdhalton.ca