

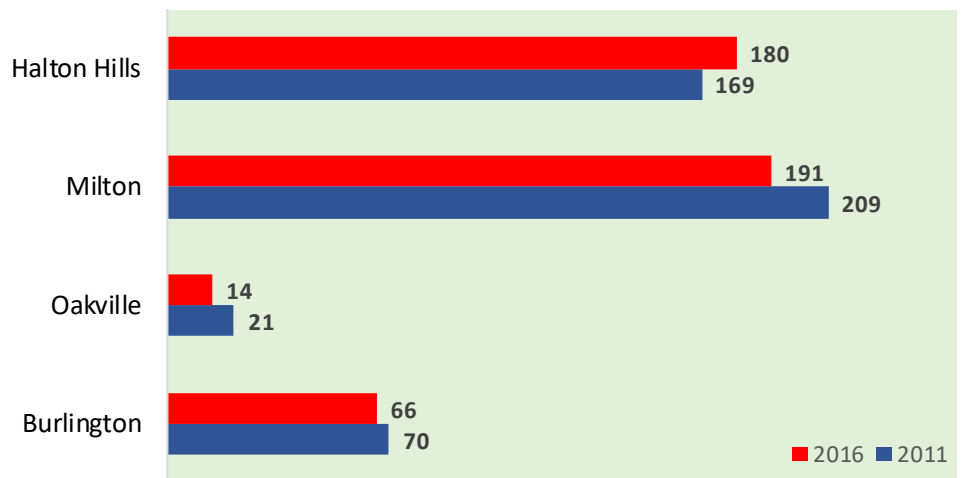
## What Do Halton's Farms Grow?

According to Statistics Canada, an operation is considered a farm (or census farm), if it produces at least one of the following productions intended for sale: crops, livestock, poultry, animal products or other agricultural products such as Christmas trees, sod, greenhouse or nursery products, mushrooms, honey or bees, maple syrup and its products.

The 2016 Census of Agriculture counted 451 farms in Halton, a 3.8% drop since 2011. The decrease is less than both the provincial rate (- 4.5%) and national rate (- 5.9%). Over 80% of farms are in Milton and Halton Hills. There are only 66 farms left in Burlington and 14 in Oakville. The total farm area has reduced by 14% to less than 69,000 acres. In 2016, the gross farm receipts totalled \$144 million, representing a 16% increase since 2011.

Notwithstanding the decline in numbers, farms in Halton continue to produce a wide variety of products. In 2016, the most reported farm activity is the livestock production of horses and ponies. There are almost 150 farms reporting with over 1,950 animals. The hen and chicken production saw the greatest increase in terms of number of farms reporting (+74%). Farms reporting table egg production also experienced an increase of over 50%.

**Number of farms, Halton Region, 2011-2016**














Source: Statistics Canada, 2016 Census of Agriculture

Eighty-seven (87) farms reported growing soybeans as Ontario continues to account for the largest share (49.6%) of national soybean area. Over 17,000 acres of Halton's farm land was devoted to this crop. While the number of farms reporting the production of vegetables (excluding greenhouse vegetables) experienced an increase of 11%, the farm area decreased by about 7%. There are 23 farms reported growing flowers and 11 farms reported growing vegetables in greenhouses.

Thirty-seven (37) farms reported growing fruits, berries, and nuts. About 30% of the acreage was devoted to apples and 18% to pears respectively.

Although the number of farms reporting live colonies of honeybees for honey production or pollination increased by 50% since 2011, the actual number of honeybee colonies suffered a decline of over 40%.

	Farm production/activity	Number of farms reporting	
		2011	2016
	<b>Horses and ponies</b>	145	149
	<b>Alfalfa and alfalfa mixtures</b>	159	120
	<b>Soybeans</b>	107	87
	<b>Hens and chickens</b> (pullets, broilers, roasters...)	46	80
	<b>Cattle and calves</b> (calves, steers, heifers, beef cows, dairy cows...)	96	79
	<b>Corn</b>	69	73
	<b>Vegetables</b> (tomatoes, pumpkins, squash and zucchini, cucumbers, peppers, beets, onions, carrots...)	44	49
	<b>Table eggs</b>	26	41
	<b>Fruits, berries and nuts</b> (grapes, peaches, pears, strawberries, plums, prunes, apricots, blueberries...)	35	37
	<b>Greenhouses</b> (flowers and vegetables)	33	32
	<b>Honeybees</b>	18	27

Source: Statistics Canada, 2016 Census of Agriculture

United Way Funded Agency



Community Development Halton would like to acknowledge the ongoing financial support of the Regional Municipality of Halton.



Community Development Halton  
3350 South Service Road  
Burlington, ON L7N 3M6  
905-632-1975

[www.cdhalton.ca](http://www.cdhalton.ca)