

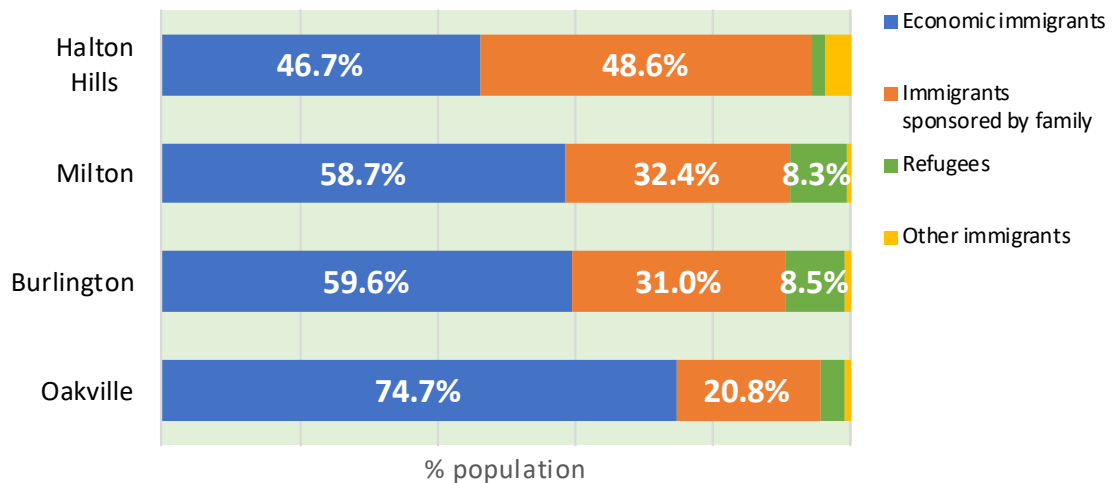
How Much Do Newcomers Make?

Between 2011 and 2016, Canada received over 1.2 million immigrants from countries around the world. Recent immigrants, or newcomers, represented 3.5% of Canada's population in 2016.

Halton welcomed 20,500 newcomers. This is a slight increase of 1.6% over the previous period (2006-2011) compared to Ontario's average of 1.9%. Newcomers are admitted to Canada under various admission categories including economic immigrants, immigrants sponsored by family, refugees and others.

Almost three-quarters (74.7%) of newcomers in Oakville are economic immigrants who have been selected for their ability to contribute to Canada's economy through their ability to meet labour market needs. They also include their spouses and dependents. On the other hand, nearly half (48.6%) of newcomers in Halton Hills are sponsored by family.

Proportion of Newcomers by Admission Category and Municipality, Halton Region, 2016



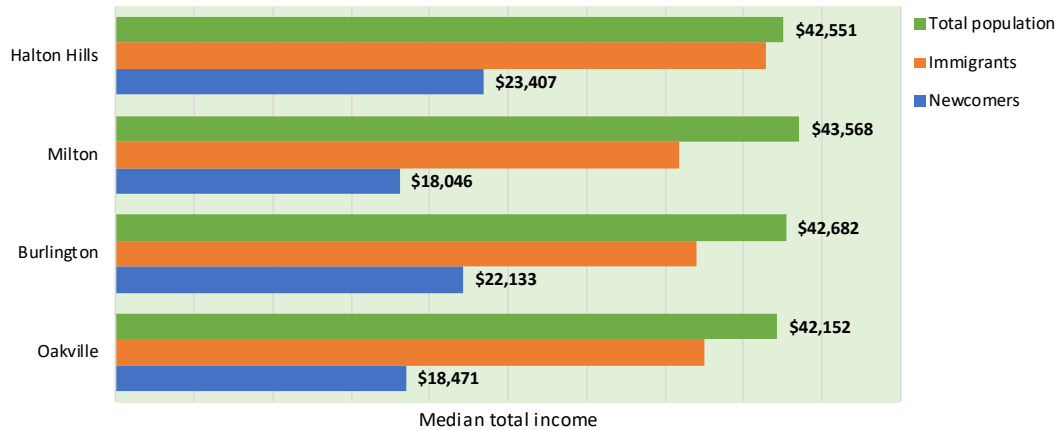
Community Development Halton/Source: Statistics Canada, 2016 Census

Newcomers can face many challenges when they arrive in Canada, such as assessment of foreign credentials, employment opportunities, language needs, education and cultural differences. How well they overcome these challenges have an impact on their labour market outcomes. However, studies¹ have shown newcomers' incomes increase the longer they live in Canada.

¹ Statistics Canada, *Income and mobility of immigrants*, 2016; Citizenship and Immigration Canada, *Annual Income of Immigrants Relative to the Canadian National Average, 1981-2011*, January 2014

There is a significant income gap between newcomers and immigrants or the overall population. The 2015 median total income for newcomers was less than \$20,000 which represented 52% of all immigrant's income and 45% of all population's income. Newcomers in Milton have the lowest income which represents about 40% of the overall population's income.

Median Total Income by Immigrant Status and Municipality, Halton Region, 2015

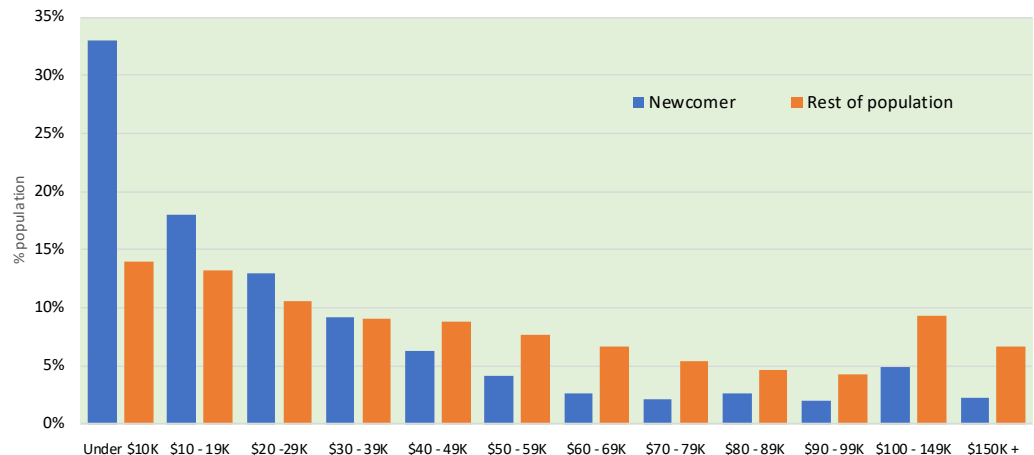


Community Development Halton/Statistics Canada, 2016 Census

One in three (33%) newcomers aged 15 and over made less than \$10,000 compared to 13% for the rest of the population. Majority (88%) of newcomers reported an income in 2015. Over 70% of this newcomer group also reported an employment income.

Newcomers also have a lower employment rate¹ of 57% compared to 66% of the overall population. In addition, 60% of the working newcomers worked part year and/or part-time compared to 45% for overall workers.

Proportion of Population (15 years+) by Total Income Halton Region, 2015



Community Development Halton/Source: Statistics Canada, 2016 Census

¹ Percentage of labour force employed during the week prior to the census day.



Community Development Halton would like to acknowledge the ongoing financial support of the Regional Municipality of Halton.



Community Development Halton
 3350 South Service Road
 Burlington, ON L7N 3M6
 905-632-1975

www.cdhalton.ca